



Glass/Glass modules – advanced choice for those who look for durability, safety, efficiency.



## LAMINATION FOIL:



## Why Glass/Glass technology?

Glass/Glass (G/G) modules are produced by laminating PV cells between two glasses, instead of standard glass and plastic.

In comparison with standard modules, the same glass material resistance and heat dispensing is more durable in fluctuating temperatures, hot and humid climate zones, ensuring 30-40 years lifetime.

Unlike other G/G modules in the market, ViaSolis uses innovative edge-sealant technology to protect PV cells from humidity.

PV cells are manufactured in-house using advanced technologies ensuring elimination of potential induced degradation (100% PID free cells).

Both ViaSolis cells and modules are manufactured using green energy – geothermal, solar and hydro power.

## KEY FEATURES



**30+ year lifespan.** Edge-sealant protection ensures superior atmospheric and humidity resistance.



**Back glass** instead of plastic ensures durability and robust protection against UV, moisture, ammonia and salt corrosion.



**Higher heat dispersal.** Glass is a better thermal conductor than a plastic back-sheet in standard modules ensuring higher efficiency in hot climates.



The possibility to **bond the PV modules** with adhesive material.



**100 % PID free.** Potential induced degradation is eliminated at cell level with special ARC structure and in module level by using PVB lamination foil.



Complies to **IEC 61215:2005, IEC 61730:2004 standard**



**Wider light spectrum absorbed.** PVB lamination foil utilises the light spectrum starting from 280nm.



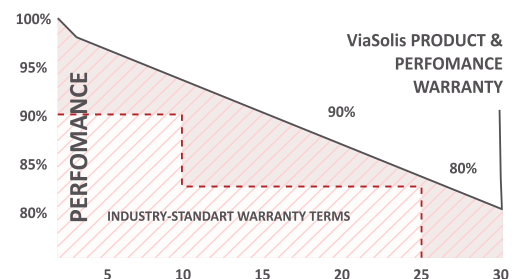
**Possibility to adjust:** dimensions, forms, colours and efficiencies for BIPV solutions.

## RELIABLE QUALITY

- Positive power tolerance 0/+5 W
- 100% double quality control ensures modules are defect free
- Fully automated production lines eliminates human mistakes
- Manufactured and assembled in EU (Vilnius, Lithuania)

## MANUFACTURER WARRANTY

- 30 years product warranty
- 30 years performance warranty at 80 % output
- 2 years all risk insurance. Available for the following countries: Germany, Austria, Switzerland, Liechtenstein, Luxemburg, UK, France and North Italy



### MECHANICAL PARAMETERS

Cell (mm)	Poly 156x156
Weight (kg)	34
Dimensions (LxWxH) (mm)	1990x991x7.5
Cable Cross Section Size (mm <sup>2</sup> ) / Plugs	4 / MC4 compatible
No. of Cells in the Module	72 (12x6)
Junction Box	Huber+Suhner J-Box
Front / Back Glass (mm)	3.2 / 3.2
Packaging Configuration	23 per pallet

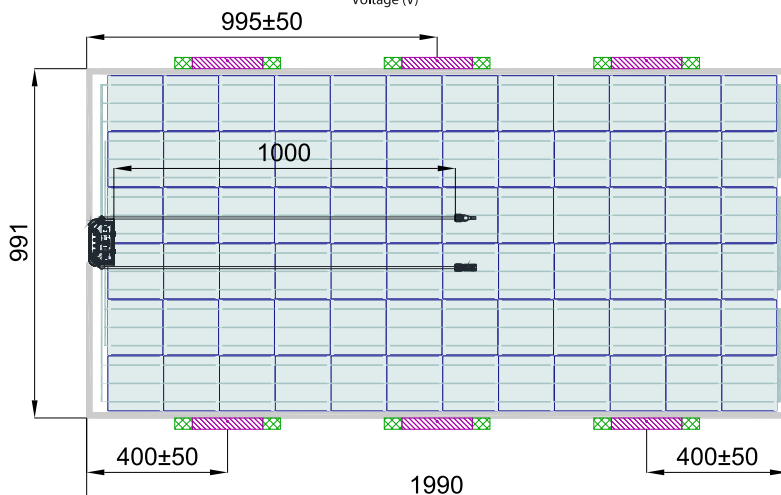
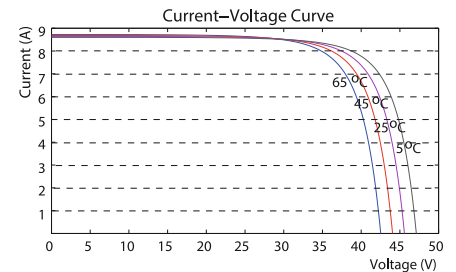
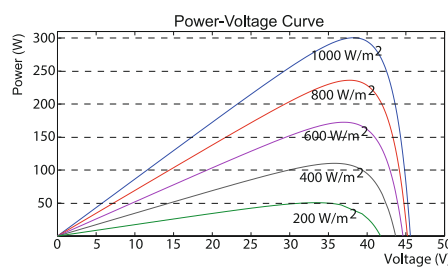
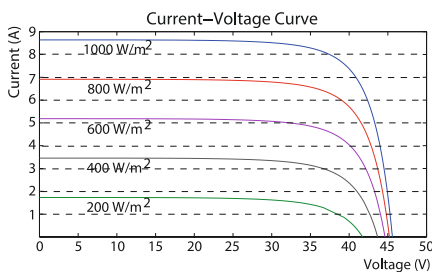
### WORKING CONDITIONS

Maximum System Voltage	DC 1000V (EU)
Operating Temperature	-40 °C~+85°C
Maximum Current	15A
Maximum Static Load, Front (wind / snow)	2400Pa
NOCT	43,6°C
Safety Class	II

### ELECTRICAL PARAMETERS

TYPE	ViaSolis PRIME 72.P 280	ViaSolis PRIME 72.P 285	ViaSolis PRIME 72.P 290	ViaSolis PRIME 72.P 295	ViaSolis PRIME 72.P 300	ViaSolis PRIME 72.P 305	ViaSolis PRIME 72.P 310
Rated Maximum Power at STC (Wp)	280	285	290	295	300	305	310
Open Circuit Voltage (Voc/V)	45.44	45.48	45.52	45.55	45.59	45.63	45.65
Maximum Power Voltage (Vmp/V)	36.37	36.45	36.48	36.58	36.69	36.74	36.81
Short Circuit Current (Isc/A)	8.07	8.20	8.35	8.49	8.64	8.78	8.93
Maximum Power Current (Imp/A)	7.72	7.82	7.96	8.07	8.18	8.31	8.43
Module Efficiency [%]	14.20	14.45	14.7	14.96	15.21	15.47	15.72
Power Tolerance	0/+5 W	0/+5 W	0/+5 W	0/+5 W	0/+5 W	0/+5 W	0/+5 W
Temperature Coefficient of Isc (αIsc)	+0.05%/°C	+0.05%/°C	+0.05%/°C	+0.05%/°C	+0.05%/°C	+0.05%/°C	+0.05%/°C
Temperature Coefficient of Voc (βVoc)	-0.34%/°C	-0.34%/°C	-0.34%/°C	-0.34%/°C	-0.34%/°C	-0.34%/°C	-0.34%/°C
Temperature Coefficient of Pmax (γPmp)	-0.42%/°C	-0.42%/°C	-0.42%/°C	-0.42%/°C	-0.42%/°C	-0.42%/°C	-0.42%/°C
STC	Irradiance 1000W/m <sup>2</sup> , Module Temperature 25°C, AM 1.5						

### I-V CURVE





### ENGINEERING DRAWING

The module is certified with Alumero Click 6.8 L-200 clamps

Approved for:

- 2400 Pa wind load
- 2400 Pa snow load

-  clamp area
-  clamp mounting area

Specifications subject to technical changes and tests. Manufacturer reserves the right of final interpretation.