

**ALUMERO**

AS 2.1

**TRAPEZOIDAL BRIDGE**

EN

**DATA SHEET**

# TRAPEZOIDAL BRIDGE AS 2.1

## The big 'Plus'

- + Simple to mount to aluminium and steel sheet sandwich roofs
- + Non-shearing attachment via special drilling screws
- + Pre-installed EPDM rubber for extra-reliable seal between roof surface and trapezoidal bridge
- + Horizontal and vertical module mounting
- + Lightweight and sturdy due to use of aluminium



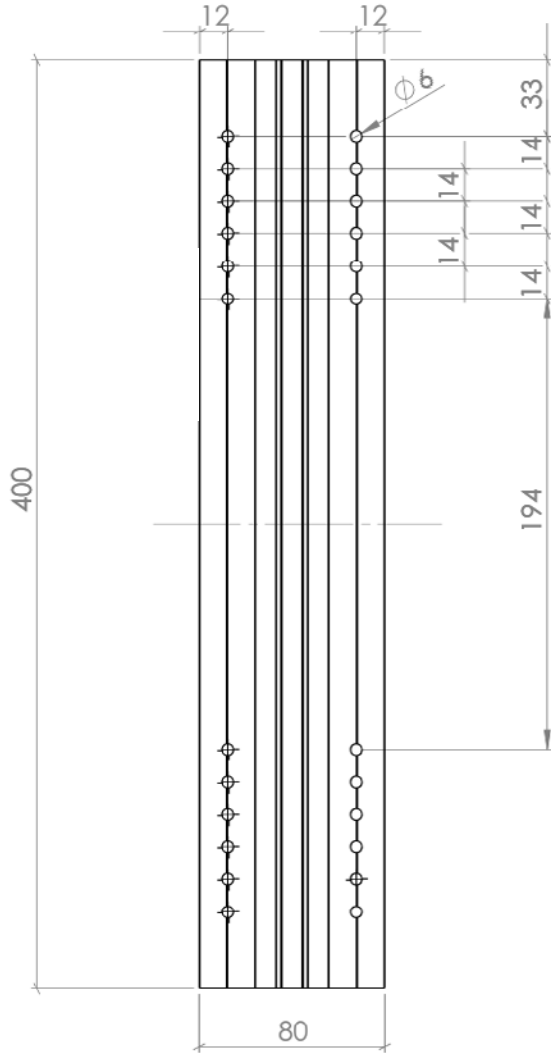
## Technical details Trapezoidal bridge 2.1

<b>Use:</b>	Profile sandwich roofs
<b>Roof gradients:</b>	Max. 45°
<b>Minimum sheet thickness:</b>	Sheet steel: Min. 0.4mm Aluminium: Min 0.5mm
<b>Trapezoidal profile sheet:</b>	Minimum width 22mm (25mm recommended)
<b>Trapezoidal profile distancing:</b>	100 - 333mm
<b>Attachment method:</b>	4 self-drilling screws (screwed directly into the sandwich roof)
<b>Mounting:</b>	Parallel to roof profiles
<b>Distance to roof edge:</b>	Roof areas F and G can be used in compliance with EN 1991-1-4
<b>Module direction:</b>	Vertical and horizontal
<b>Distance to roof edge:</b>	Roof areas F and G can be used in compliance with EN 1991-1-4
<b>Module direction:</b>	Vertical and horizontal
<b>Module dimensions:</b>	Length and width as required
<b>Maximum module field size:</b>	12 metres in the clamping direction of the module
<b>Maximum wind/snow load:</b>	Calculated according to project specifics using Alumero.Pro.Tool online software
<b>Maximum building height:</b>	25m (higher on request)
<b>Specific roof conditions</b>	The structural load-bearing capacities of roof structures and building frames must be officially certified
<b>Materials:</b>	Load-bearing components made of aluminium EN AW 6063 T66 Small items made of stainless steel A2-70; EPDM

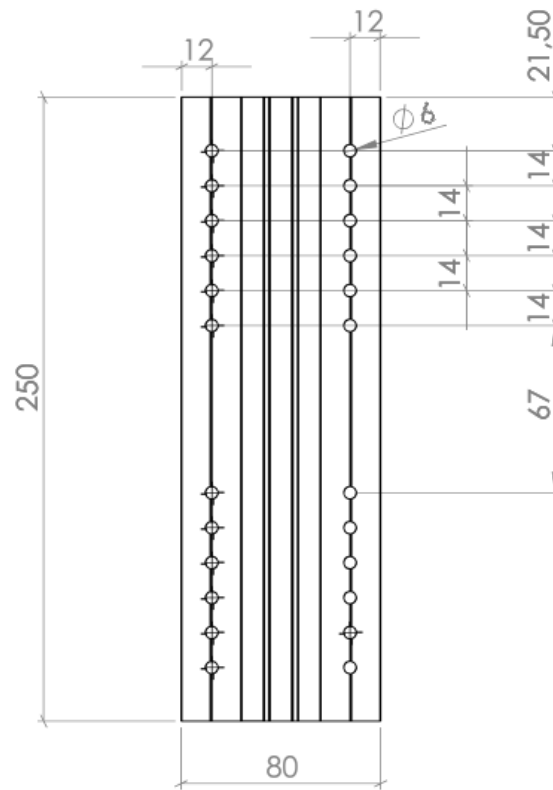


# Technical drawings

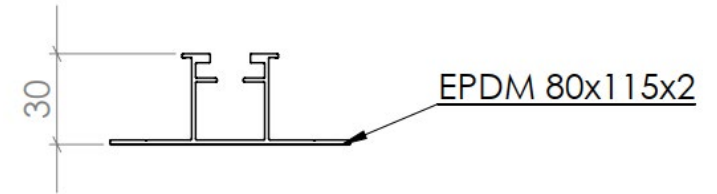
Trapezoidal bridge 2.1 Plus (L=400mm)



Trapezoidal bridge 2.1 Plus (L=250mm)



Cross-section



# ALUMERO.PRO.TOOL

## 8-step project plan

**1** Master data

**2** Roof data

**3** Roof specifics

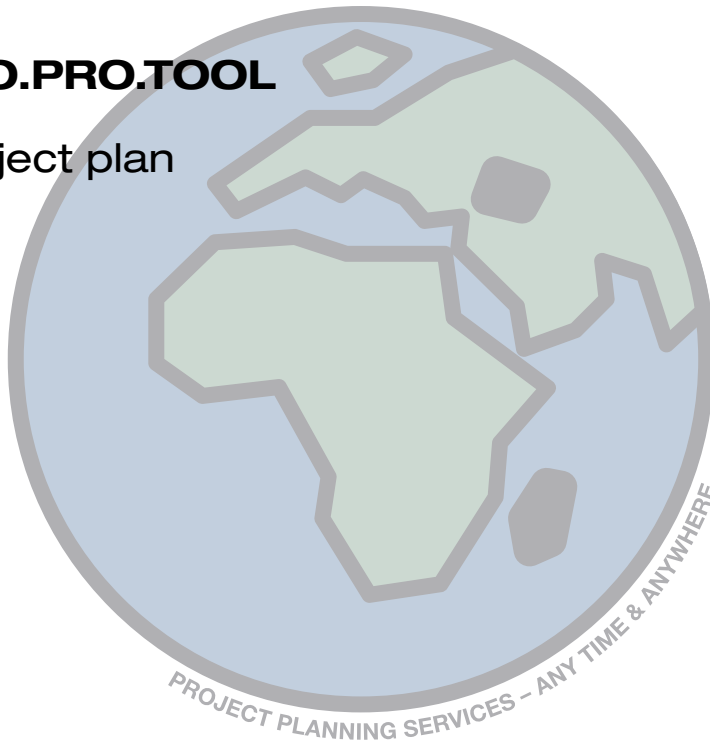
**4** PV modules

**5** Construction design

**6** CAD plan

**7** Statics

**8** Materials list



We give customers the opportunity to generate technical, project-related system set-ups, including statics calculations and project reports using the **Alumero.Pro.Tool** online software.



## System components

Additional articles can be found in our product catalogue or on the website: [www.alumerogroup.eu](http://www.alumerogroup.eu)



**Trapezoidal bridge 2.1**  
**L = 400**

Product number:  
802440  
(Profile distancing: 100-333 mm)



**Trapezoidal bridge 2.1 Plus L=250**

Product number:  
802452  
(Profile distancing: 100-207mm)

**makes us stronger.**